


# CEILING TILE PRODUCTS / 100% WATERPROOF

# SPECIALTY PRODUCTS




## SPECTRATILE® CEILING TILES

- 100% Guaranteed not to Water Spot
- Resists Mold, Mildew & Bacteria Growth
- Scrubbable & Washable
- 10 Year Warranty
- Will not Flake, Break, Bow, Swell or Rot
- Cut Tiles Easily With a Circular Saw, Hole Saw, or Router
- Flame Retardant

SPECTRATILE Product Range			
All tiles available in 2' x 2' and 2' x 4' sizes. Special sizes available upon request.			
Acoustic	Finalé	Fissured	Millennium
Mystique	Repertoire	Repertoire	Stucco

TYPICAL APPLICATIONS: Restaurants, Kitchens, Laundromats, Locker Rooms, Showers, Commercial Hotels & Motels, Public Buildings, Schools. INSTALLATION: Tiles Fit any Standard Grid System.



## DURO-LUX STONE PANELS

- 100% Waterproof
- True 3-dimensional Granite Appearance
- Renewable Surface
- High Impact Resistance - Does Not Chip
- Excellent Stain and Chemical Resistance
- Easy to Install Solid Surface Laminate

DURO-LUX/ Smooth Product Range	
Artic (Blueberry, Mint, Strawberry, White), Aurora, Azurite, Blackstone, Mocha, Pompeii Red, Slate Gray, Silver, Verde, Viscount White: .035" x 4' x 8'	
Also stocked, laminated to PLAS-TEX®	
1/8" x 4' x 8'	
DURO-TILE is stocked, laminated to PLAS-TEX®	
1/8" x 4' x 8'	
*DURO-LUX may be laminated to other substrates by special order.	

TYPICAL APPLICATIONS: Accent Walls, Apartment Lobbies, Wainscot, Bathrooms, Store Fixtures. Parkland Recommends PARKLAND PANEL ADHESIVE for Installing DURO-LUX.



## SPECTRATILE® PLUS CEILING TILES – CLASS A/ASTM E-84

- Installed in an Appropriate Fire-Rated Grid System SpectraTile Plus can Be Part of a Fire-Rated Building System.
- Resists Mold, Mildew & Bacteria Growth
- 100% Guaranteed not to Water Spot
- Made in the USA
- 5 Year Warranty
- Approved for Canada-- Buildings up to 6 Stories

SPECTRATILE PLUS/ White Product Range			
All tiles available in 2' x 2' and 2' x 4' sizes. Special sizes available upon request.			
Finalé	Fissured	Millennium	Stucco

TYPICAL APPLICATIONS: Restaurants, Kitchens-commercial, Clean rooms, Laboratories, Research Facilities, Hotels & Motels, Public Buildings, Schools, Hospitals and Nursing Homes. INSTALLATION: Tiles Fit any Standard Grid System.



## DURO-BASE CHAIR RAIL & CORNER GUARD

- 100% Waterproof
- Mold & Mildew Resistant
- Sanitary & Hygienic
- Chemically Inert
- Use in High Traffic Facilities
- Economic, Permanent Solution in Public Areas
- Other Profile Designs Available by Special Order. Tooling Charge and Minimums May Apply.

DURO-BASE CHAIR RAIL* Product Range	
Black, Gray, Almond, Sand and all DURO-LUX colors: 3" x 8"	
DURO-BASE CORNER GUARD* Product Range	
Black, Gray, Almond and Sand: 3" x 4"	
*Black is stocked, other colors available upon request with minimum order.	

TYPICAL APPLICATIONS: Healthcare Facilities, Lodging, Restaurants, Office Buildings and Retail. Install With Double-faced Tape Provided by Parkland, or With Countersunk Screws.



## MAGNATILE™ CEILING TILES

- Flame Spread: 0, Smoke: 0 up to 2200° f
- Resists Mold, Mildew & Bacteria Growth
- Easily Sanitized
- 5 Year Warranty
- No Dust
- No VOC's
- 100% Guaranteed not to Water Spot

MAGNATILE/ White Product Range	
Staccato, Acoustic-II 2' x 2'	
Staccato, Acoustic-II 2' x 4'	
Staccato	Acoustic-II

TYPICAL APPLICATIONS: Restaurants, Kitchens-commercial, Clean rooms, Laboratories, Research Facilities, Hotels & Motels, Public Buildings, Schools, Hospitals and Nursing Homes. INSTALLATION: Tiles Fit any Standard Grid System.



## DURO-BASE WALL MOULDING

- 100% Waterproof
- Industrial Strength, Long Lasting Look
- Undamaged by Carts, Cleaners, Chemicals
- Use in High Traffic Facilities
- Solid Color Penetration
- Other Profile Designs Available by Special Order. Tooling Charge and Minimums May Apply.

DURO-BASE/ Smooth Product Range	
FLAT-BASE/with Reveal*	
Black, Gray, Almond, Sand and all DURO-LUX Colors: 5/8" x 4", 6" x 96"	
FLAT-BASE*	
Same colors as Flat-Base/with Reveal: 1/4" x 4", 6" x 96" and 3/8" x 5", 10" x 144"	
SPEED-BASE*	
Same colors as Flat-Base: 5/8" x 3-3/4" x 8"	
*Black is stocked, other colors available upon request with minimum order.	

TYPICAL APPLICATIONS: Healthcare Facilities, Lodging, Restaurants, Office Buildings and Retail. Install With Double-faced Tape Provided by Parkland, or With Countersunk Screws.

Detailed product information and installation instructions are available on Parkland's website listed below. Toll Free: 800.835.4110 ■ Phone: 574.825.4336 ■ Website: [www.WaterProofPanels.com](http://www.WaterProofPanels.com)

**Parkland Performance™**  
WALLS & CEILINGS

04/2012

# Parkland Performance™ WALLS & CEILINGS

COMMERCIAL  
RESIDENTIAL

Wall and ceiling **décor alternatives** that respect the environment and live up to the demands of building.



**GREENGUARD®**  
Indoor Air Quality Certified

GREENGUARD Certified Products:  
DURO-BASE, DURO-LUX, NRP®,  
NRP-FR, POLYMAX™, POLYWALL™  
SpectraTile®


"We are **committed** to offering aesthetically pleasing, highly effective solutions to interior challenges." As a designer, builder or homeowner, you do not need to sacrifice aesthetics for performance. Bring your challenges to Parkland and, together, we will work on developing a solution without sacrifices. That's our business. Our stock-in-trade. And a good reason to include us as a partner in your next project. Let's get acquainted today.



# PARKLAND™ Wall Panel Products

# Wall Products & Accessories

# LAMINATED Wall Products




## PLAS-TEX® WALL PANELS

- 100% Waterproof
- Fiberglass Free - VOC Free
- Does not Support Mold, Mildew, or Bacteria Growth
- USDA compliant/CFIA approved
- Easy Installation - Can Be Scored With Utility Knife and Snapped
- 100% PLAS-TEX®, Recyclable

NRP® - Cracked-Ice	
Product Range*	
Bright White, Almond	
.090", 4' x 8', 10'	
POLYWALL™ - Matte	
Product Range*	
Bright White, Almond	
.060", 4' x 8', 10'	

\*Other sizes available by Special Order

TYPICAL APPLICATIONS: Restaurant Kitchens, Laundromats, Gyms, Locker Rooms, Showers.  
Parkland Recommends PARKLAND PANEL ADHESIVE for Installing PLAS-TEX® WALL PANELS



## PLAS-TEX® THICK PANELS

- 100% Waterproof
- Fiberglass Free
- Does not Support Mold, Mildew, or Bacteria Growth
- USDA compliant/CFIA approved
- Solid Plastic up to 5/8" Thick
- Span 16" Between Studs

PLAS-TEX® THICK PANELS	
Product Range	
Bright White - Matte	
1/4" x 4' x 8', 10', 12'; 3/8" x 4' x 8', 10', 12';	
1/2" x 4' x 8', 10'; 5/8" x 4' x 8'	
Bright White Cracked-Ice, Almond Cracked-Ice and Almond Matte are available by Special Order.	

TYPICAL APPLICATIONS: Commercial Car Washes, Water Waste Processing Plants, Liner Panels for Animal Confinement and Kennels, Protect Walls From Forklift Traffic.  
Parkland Recommends PARKLAND PANEL ADHESIVE for Installing PLAS-TEX® Thick Panels.



## DURO-LAM LAMINATED PANELS

- 100% Waterproof PLAS-TEX® Laminated on OSB or Plywood
- Industrial Strength Structural Panel
- 2-sided Laminate for Partitions
- 1-Step Installation - Span 16" Between Wood/Metal Studs or Girders, Metal Purlins 24"

DURO-LAM	
Product Range	
Bright White, Almond - Matte, BW- Cracked-Ice*	
On Plywood: 5/16", 4' x 8', 10'; 3/8", 4' x 8'	
On OSB: 3/8 x 4' x 8', 10', 12**	
Bright White - Smooth	
On Plywood or OSB available by Special Order	

\*Other thicknesses & lengths available by Special Order.  
\*\*12' length available by Special Order.

TYPICAL APPLICATIONS: Animal Confinement, Food Processing, Commercial Kitchens, Industrial Wall Coverings, Portable Classrooms and Offices.  
Install Directly Over Studs or Unfinished Walls With Cartridge Style Construction Adhesive.



## PARKLAND PERFORMANCE CLASS A SANITARY WALL PANEL

- Flame Retardant
- Easy to Clean
- Durable
- Easy to Install
- Passes ASTM E-84 Class A
- Dual Certification ICC-ES

Cracked-Ice/ NuMat Textures*	
Product Range**	
White, Antique White, Khaki and Monterey	
.060" & .090", 4' x 8', 10'	

\*Cracked-Ice is .090 thickness, NuMat is .060 thickness  
\*\*Other sizes available by Special Order

TYPICAL APPLICATIONS: Wainscoting for Healthcare and Public Buildings, Wall Paneling for Patient Rooms and Bathrooms, Kitchens.  
Parkland Recommends PARKLAND PANEL ADHESIVE for Installing Class A Sanitary Wall Panels.



## PARKLAND™ PANEL ADHESIVE

- The Panel Adhesive That You Trowel on the Wall
- High Strength Adhesive for Installing Parkland Panels
- Freeze-Thaw Stable
- Wall Covering Can Be Repositioned During Installation
- Heat Resistant to 150 Degrees F
- Spreads Easily

PARKLAND PANEL ADHESIVE	
Product Range	
2 gallons & 5 gallons	

- Typical Coverage 70/sf Per Gallon
- Non-flammable
- No VOC Content
- Easy Water Clean Up



## DURO-THERM™ INSULATING LAMINATED PANELS

- 100% Waterproof
- Easy Installation - Span 16" Between Studs, Lightweight
- Bridges Cracks, Grout Lines and Uneven Walls

DURO-THERM	
Product Range	
Bright White, (Almond Matte Only)	
Matte, Smooth, Cracked-Ice	
5/16", 4' x 8', 10', 12'	
15/32", 4' x 8', 10', 12'	

TYPICAL APPLICATIONS: Restaurants, Convenience Stores, Car Washes, Laboratories, Factories.  
Install Directly Over Studs or Unfinished Walls With Cartridge Style Construction Adhesive.




## POLYMAX™ WAINSCOT PLANKS & MOLDINGS

- 100% Waterproof
- Mold & Mildew Resistant
- Easy Tongue & Groove Installation
- Low Maintenance
- Interior / Exterior Use
- UV Resistant
- Pre-finished White
- Paintable - Use Oil Based Paint

POLYMAX™	
Product Range	
6-Pack Reversible Vinyl Planks	1/4" x 6" x 36"
3-Pack Reversible Vinyl Planks	1/4" x 6" x 96"
Trim Kit - 1 Chair Rail, 1 Baseboard	
Chair Rail	5/8" x 2" x 96"
Baseboard	5/8" x 3.5" x 96"

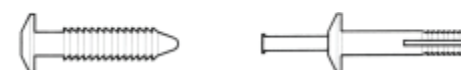
TYPICAL APPLICATIONS: Dining Room, Kitchen, Bath, Garage, Basement, Laundry, 4 Season Porch.  
Install POLYMAX Over Smooth Primed Wall Using a Cartridge Style Construction Adhesive.



## MATCHING MOLDINGS & RIVETS FOR PARKLAND PANELS\*

PRODUCT RANGE	
.090, 8', 10' - Bright White, Cool White, Almond	
3/16", 8', 10' - Bright White	
5/16", 8', 10' - Bright White	
15/32", 8', 10' - Bright White	
*Other moldings and rivets available by special order.	

PRODUCT RANGE	
1 piece nylon rivet - White, 1" & 1-5/8"	
2 piece nylon rivet - White 1", 1-1/2" & 2"	
One Piece Nylon Rivet	Two Piece Nylon Rivet



## INSULEX INSULATING LAMINATED PANELS

- 100% Waterproof
- Up to 3.5" = R-17 Insulation Value
- 1-Step Installation Over Studs, Metal
- Matching Moldings Available
- Reduced Roof Load Ceiling Tile
- Lightweight, Rigid

INSULEX	
Product Range	
Bright White - Matte 1" x 4' x 8', 10' & 2" x 4' x 8'	
Smooth - 1" x 4' x 8', 10', 12' & 2" x 4' x 8', 10'	
Cracked-Ice - 1" x 4' x 8', 10', 12' & 2" x 4' x 8'	
Almond - Matte 1" x 4' x 8', 10'	
Almond - Cracked-Ice available by Special Order	

\*Other thicknesses & lengths available by Special Order.

TYPICAL APPLICATIONS: Cold Storage, Cellars, Commercial Freezers, Basement Panels.  
Parkland Recommends PARKLAND PANEL ADHESIVE for Installing INSULEX.