



Features & Benefits

- Waterproof, Weatherable
- Mold & Mildew Resistant
- Reversible Plank
V-groove on One Side, Beaded on the Other
- Easy Tongue & Groove Installation
- Customized Chair Rail & Baseboard


Weekend Project - Dining Room Makeover



Install PolyMAX With Matching Moulding

- Low Maintenance
- Interior / Exterior Use
- UV Resistant
- Pre-finished White
- Paintable - Use Oil Based Paint
- Non-combustible

Plan Your Room



Tools & Accessories for DIY

- 2' Level
- Combination Square
- Miter Box & Saw
- Fine Tooth Saw or Jig Saw
- 120-Fine Sand Paper
- Caulk Gun
- White Silicone Caulk
- Construction Adhesive
- White Vinyl Spackle
- 2" Finishing Nails & Nail Set

BUY FROM:



100% WATERPROOF


polyMAX Wainscot®



Decorate With Elegant Reversible Vinyl Planks and Matching Mouldings

Practical Elegance Is Your Lifestyle

Dining • Kitchen • Bath • Garage • Bedroom • Laundry • 4 Season Porch



6-Pack Reversible Vinyl Planks

1/4" x 6" x 36"
9 SQ. FT.,
3 Lineal Feet

3-Pack Reversible Vinyl Planks

1/4" x 6" x 96"
12 SQ. FT.,
1.5 Lineal Feet




Notched Matching Mouldings 2" Chair Rail

5/8" x 2" x 96"
- Generous Colonial profile
- Notch covers finishing nails
and imperfections

3.5" Base Board

5/8" x 3.5" x 96"
- Extra height
- Elegant profile
- Flexible vinyl strip prevents moisture
from wicking up behind planks



**POLYMAX can be painted
to match your decor**

polyMAX Wainscot®

EASY INSTALLATION



Install and level matching base board.



Glue in place then plumb
tongue-and-groove planks.



Cap and level with matching chair rail.

Complete instructions are on back side of package labels.